

# CARTE RESTO MEAL PAYMENT CARD







NOW AVAILABLE AT YOUR  
SCHOOL'S CAFETERIA

# CREATE YOUR ACCOUNT TODAY AND LOAD YOUR CARTE RESTO!



**lunchbreak.ca**

			<p><b>CREATE AN ACCOUNT</b> CLICK ON THE CONTACT US TAB</p> 
<p><b>ELEMENTARY SCHOOLS</b> Find out more about our online meal-ordering system.</p>	<p><b>HIGH SCHOOLS</b> All you need to know to use our meal-card services.</p>	<p><b>SEE THE MENU</b> Discover the meal selections offered at your child's school.</p>	<p>Eating well   News   Contact us</p> <p>Sign in   <input type="text"/>   <input type="text"/>   <input type="button" value="Sign in"/></p> <p>Create your account</p>

**SIMPLE,  
SECURE  
PAYMENT**

## BENEFIT FROM NOURISHING MEALS

- Meat-free Monday features fish, whole wheat, vegetables, fruits and dairy products
- Local products and produce whenever possible
- Ingredients that contain less saturated fat, sodium and sugar
- Several à la carte menu options also allow for students to build their own complete meals an well-balanced snacks or supplement their brown-bag lunches





## HOW TO ACTIVATE THE CARTE RESTO IN FIVE EASY STEPS

- 1 Your child obtains the Resto Carte at your school's Aramark-operated cafeteria.
- 2 Set up your account on [lunchbreak.ca](http://lunchbreak.ca) and a profile for your child or children.
- 3 With your credit card, add money to the Resto Carte, which your child or children will use to pay for their meals.
- 4 You can view your balance and transactions by signing into your account at your convenience.
- 5 Add money to your credit card when you deem it necessary.